


CLOUD INTERIORS PRIVATE LIMITED
104/2, Nehru Street, Ramakrishna Nagar, Valasaravakkam, Chennai, 600 024.
U24100TN2014PTC097374

BALANCE SHEET AS AT 31st MARCH 2024

(Amount in Lakhs)

Particulars	Note No	As on 31-03-2024	As on 31-03-2023
<u>EQUITY AND LIABILITIES</u>			
Shareholders Funds			
Share Capital	2	50.00	50.00
Reserves and Surplus	3	297.12	169.77
		347.12	219.77
Non-current liabilities			
Long-term borrowings	4	-	-
Deferred tax liabilities (Net)	5	-	-
Other Long term liabilities	6	814.03	59.12
		814.03	59.12
Current liabilities			
Short-term borrowings	7	160.86	182.44
Trade payables	8	494.29	256.29
Other current liabilities	9	-	72.67
Short-term provisions	10	34.95	16.37
		690.09	527.76
Total		1,851.25	806.65
<u>ASSETS</u>			
Non-current assets			
Property, Plant and Equipment			
Tangible assets	11	140	55.68
Intangible assets		-	-
Capital Work in Progress		-	-
		140.42	55.68
Non Current Investments	12	-	-
Long-term loans and advances	13	5.00	5.00
Other non-current assets	14	-	-
		5.00	5.00
Current assets			
Current investments		-	-
Inventories	15	1,197.89	689.43
Trade receivables	16	379.60	9.58
Cash and cash equivalents	17	54.00	2.37
Short-term loans and advances	18	17.93	4.23
Other Current assets	19	56.41	40.35
		1,705.83	745.96
Total		1,851.25	806.65

As per our report of even date
for M S Pandian & Co.,
Chartered Accountants




M.S.Pandian
Proprietor
M No.: 029177
UDIN : 23029177BGVZRN1551
Place : Chennai
Date : 07/09/2024



On behalf of Board of Cloud Interiors Private Limited


Sekar Mugundhan
Director
DIN: 06948898


Packirisamy Ishwarya
Director
DIN: 07935126

M.S. PANDIAN, M.Com., F.C.A., D.I.S.A., (ICA)
CHARTERED ACCOUNTANTS
M.No.029177
New No. 112/1, NSK Lane, Arcot Road,
Virugambakkam, Chennai - 600 092.
Cell : 9962515172, 9962091112

CLOUD INTERIORS PRIVATE LIMITED
104/2, Nehru Street, Ramakrishna Nagar, Valasaravakkam, Chennai, 600 024.
U24100TN2014PTC097374

Statement of Profit and loss for the year ended 31st March, 2024

(Amount in Lakhs)

Particulars	Note No.	Year Ended 31-03-2024	Year Ended 31-03-2023
I. Revenue from operations	19	2,827.24	1,861.62
II. Other income	20	509.37	338.81
III. Total Revenue (I + II)		3,336.62	2,200.43
IV. Expenses:			
Cost of materials consumed	21	2,363.19	1,810.34
Changes in inventories of finished goods work-in-progress and Stock-in-Trade	22	(508.46)	(380.41)
Other Direct Manufacturing Expenses	23	983.87	526.96
Employee benefits expense	24	173.81	92.11
Finance costs	25	97.64	19.46
Depreciation and amortization expenses	26	7.50	3.47
Other expenses	27	66.39	29.53
Total expenses		3,183.95	2,101.46
V. Profit before exceptional and extraordinary items and tax (III-IV)		152.67	98.97
VI. Exceptional items		-	-
VII. Profit before extraordinary items and tax (V - VI)		152.67	98.97
VIII. Extraordinary Items		-	-
IX. Profit before tax (VII- VIII)		152.67	98.97
X Tax expense:	28		
a. Current Tax		41.15	24.74
Less MAT Credit		-	-
b. Deferred Tax		-	-
c. Tax in respect of earlier Years		-	-
Total Tax Expenses		41.15	24.74
XI Profit (Loss) for the year (IX-X)		111.52	74.23
XII Earnings per equity share:			
Number of Equity Shares	28	500,000.00	500,000.00
(1) Basic		22.30	19.79
(2) Diluted		22.30	19.79

See accompanying Notes forming part of Financial Statements

As per our report of even date
for **M S Pandian & Co.,**
Chartered Accountants


M.S.Pandian
Proprietor
M No.: 029177
UDIN : 23029177BGVZRN1551
Place : Chennai
Date : 07/09/2024

On behalf of Board of Cloud Interiors Private Limited





Sekar Mugundhan
Director
DIN: 06948898



Packirisamy Ishwarya
Director
DIN: 07935126

M.S. PANDIAN, M.Com., F.C.A., D.I.S.A., (ICA)
CHARTERED ACCOUNTANTS
M.No.029177
New No. 112/1, NSK Lane, Arcot Road,
Virugambakkam, Chennai - 600 092.
Cell : 9962515172, 9962091112

CLOUD INTERIORS PRIVATE LIMITED
104/2, Nehru Street, Ramakrishna Nagar, Valasaravakkam, Chennai, 600 024.
U24100TN2014PTC097374
Notes to the Financial Statements

2 Share Capital:					As at
A. Authorized, Issued, Subscribed and Paid-up Share Capital			31/03/2024	31/03/2023	
Authorized:					
500000 Equity Shares of Rs. 10/- each			50.00	50.00	
			50.00	50.00	
Issued, Subscribed and Paid-up:					
Packirisamy Ishwarya			25.00	25.00	
Sekar Mugundhan			25.00	25.00	
			50.00	50.00	
B. Reconciliation of Shares outstanding at the beginning and at the end of year are given below:					
	2023-24		2022-23		
	Numbers	Amount	Numbers	Amount	
Equity Shares outstanding at the beginning of the year	500,000.00	-	-	500,000.00	
Add: Equity Shares Issued during the year - (a)	-	-	-	-	
Less: Equity Shares bought back/ redeemed during the year	-	-	-	-	
Equity Shares outstanding at the end of the year	500,000.00	-	-	500,000.00	
C. Detail of shareholder holding more than 5 percent shares of the Company as on reporting date are given below:					
	As at 31/03/2024		As at 31/03/2023		
Name of shareholder	Numbers of Shares held	Percentage of Holding	Numbers of Shares held	Percentage of Holding	
A Packirisamy Ishwarya	2,500,000	50%	-	0%	
B Sekar Mugundhan	2,500,000	50%	-	0%	
a Share options granted under the Employee Share Option Scheme: NIL					
3 Reserves and Surplus:					
Share Premium			-	-	
Surplus i.e. balance in Statement of Profit and Loss - (b)			297.12	169.77	
			297.12	169.77	
(a). Additions and deductions since the last Balance Sheet under each head of Reserve are as under:					
	As at		As at		
	31/03/2023	Additions	Deductions	31/03/2024	
Share premium	-	-	-	-	
	-	-	-	-	
(b). Allocations and appropriations in Surplus i.e. balance in Statement of Profit and Loss are as under:					
			As at		
			31/03/2024	31/03/2023	
Opening Balance			169.77	81.79	
Add: Income Tax Paid Adjustment (FY 20-21)			-	-	
Add: Profit for the period			152.67	98.97	
			322.44	180.76	
Less: Dividend on Equity Shares (including Dividend Distribution Tax)			-	-	
Less: Advance Tax Paid			-	-	
Less: Income Tax Adjustment			-	-	
Less: TDS			25.32	11.00	
Less: Transfer to General Reserve			-	-	
Closing Balance			297.12	169.77	
4 Long Term Borrowings			-	-	
5 Deferred Tax Liabilities (Net)			-	-	
Deferred Tax Liabilities (Net)			-	-	
6 Other Long Term Liabilities					
Aditya Birla Finance Limited			28.33	-	
Ambit Finvest Private Limited			24.65	-	
Arka Fincap Limited			24.30	-	
Bajaj Finance Ltd			34.95	-	
Deutsche Bank Ag			39.70	-	
Ecl Finance Limited			18.63	-	
Fedbank Financial Service Ltd-Loan			31.99	-	
Fullerton India Credit- Loan			27.73	-	
Godrej Finance Ltd			21.06	-	



Hero Fincorp Limited	27.80	-
lifl Finance Ltd	19.14	-
Kisetsu Saison-Loan	32.11	-
Loan From Cholamandalam Finace	28.68	-
Loan From Sundaram Finance	24.48	-
Mas Financial Services Limited	26.98	-
Neogrowth Credit Pvt Ltd	37.21	-
Protium Finance Limited	23.19	-
Shriram Finance Ltd	33.41	-
Tatacapital Financial -Loan	26.52	-
Ugro Capital -Loan	16.88	-
Unity Small Finance-Loan	32.11	-
Loan from Yes bank	31.66	-
Loan from Axis bank	30.43	5.90
Loan From HDFC Bank - Business loan	39.23	10.31
Loan from IDFC First Bank Ltd - business loan	31.98	-
Loan from Indusind bank	26.45	-
Loan from Kotak Mahindra Pvt Ltd	34.85	17.40
Loan from SCB	39.58	25.51
	814.03	59.12
7 Short Term Borrowings		
A/c No: 920030064395906 -Axis OD	160.86	182.44
	160.86	182.44
8 Trade Payables		
(a) total outstanding dues of micro and small enterpries; and	-	-
(a) total outstanding dues of creditors other than micro and small enterpries	494.29	256.29
	494.29	256.29
9 Other Current Liabilities		
Advance Received Parties	-	72.67
Other Liabilities	-	-
	-	72.67
10 Short Term Provisions		
Provisions		
Salary Payable	8.81	8.05
EPF & ESI Payable	0.95	-
TDS Filling Fee Payable	0.10	0.05
TDS Payable	8.17	5.51
Accounting Charges Payable	0.30	0.15
Audit Fees Payable	0.90	0.90
Factory Rental payable	0.77	0.71
GST Payable	14.41	-
Directors Remuneration Payable	-	0.80
Gst Filing Fees Payable	0.30	0.15
Office rent payable	0.15	-
ROC Filling Fees Payable	0.10	0.05
	34.95	16.37
12 Non Current Investments		
Subsidiary Companies		
Non Trade-Unquoted Equity shares- (Name of the Company) (No. of Shares) -Rs.10 Each (Previously - Name of the Company) (No. of Shares) shares of Rs. 10 each)	-	-
Equities-Others		
Non Trade-Quoted Equity shares-(Name of the Company) (No. of Shares)Equity Shares of Rs. 10 Each	-	-
Non Trade-Unquoted Equity shares-(Name of the Company) - Rs.10 Each (Previously - Name of the Company) (No. of Shares) shares of Rs. 10 each)	-	-
	-	-
13 Long-term Loans and Advances:		
Loans and advances to related parties		
Secured, Considered Good	-	-
Unsecured, Considered Good	-	-
Factory Rental - Advance	5.00	5.00
Doubtful	-	-
Inter corporate loans, advances and deposits		
Secured, Considered Good	-	-
Unsecured, Considered Good	-	-
Doubtful	-	-
Other loans and advances		
Advances recoverable in cash or kind for value to be received	-	-
Secured, Considered Good	-	-



	Unsecured, Considered Good	-	-
	Doubtful	-	-
		5.00	5.00
14	Other non-current assets		
	Miscellaneous Expenses	-	-
		-	-
	Current investments		
	Recurring Deposit	-	-
		-	-
		As at	
		31/03/2024	31/03/2023
15	Inventories		
	Raw Materials	-	-
	Accessories	-	-
	Stock	1,197.89	689.43
	Work in Process	-	-
	Finished Goods	-	-
		1,197.89	689.43
16	Receivables		
	Unsecured, considered good		
	Trade receivables outstanding for a period less than six months from the date they are due for payment	379.60	9.58
	Trade receivables outstanding for a period exceeding six months from the date they are due for payment	-	-
		379.60	9.58
16	Cash and Bank Balances:		
	Cash and Cash Equivalents		
	Balance with Banks:		
	Deposit Accounts	-	-
	Bank Accounts	50.61	1.94
	Cheques and drafts on hand	-	-
	Cash in hand	3.38	0.44
		54.00	2.37
17	Short-term Loans and Advances		
	Inter Corporate loans, advances and deposits		
	Axis Bank FD For LC	17.38	3.68
	Secured, Considered Good	0.55	0.55
	Unsecured, Considered Good	-	-
	Doubtful	-	-
	Advance Current Tax (Net of Provision)		
	Secured, Considered Good	-	-
	Unsecured, Considered Good	-	-
	Doubtful	-	-
	Advances recoverable in cash or kind for value to be received		
	Secured, Considered Good	-	-
	Unsecured, Considered Good		
	Advance to Suppliers	-	-
	Staff Advance	-	-
	Other Loans & Advances	-	-
	Doubtful	-	-
	Balances with statutory Authorities		
		17.93	4.23
18	Other Current Assets		
	TDS	56.41	36.00
	GST - ITC	-	4.35
	Advance Tax	-	-
		56.41	40.35
19	Gross Revenue from Operations		
	Sale of Products/Goods	-	-
	Sale of Service	2,827.24	1,861.62
	Job work receipts	-	-
		2,827.24	1,861.62
20	Other Income:		
	Cst Collection	508.90	337.04
	Discount Received	-	0.23
	ESI & EPF Collectioned	-	1.10
	FD Interest Received	0.47	0.07



29	Disclosures of Provisions required by Accounting Standards (AS) 29 on "Provisions, Contingent Liabilities and Contingent Assets":		
	(a) Brief descriptions of specific Provisions:		
	i. Provision for Claims against the Company:	Nil	
	ii. Other Provisions:	Nil	
	Contingent Liabilities and Commitments		
A.	Contingent Liabilities		
	(a) Claims against the company not acknowledged as debt:		
	Sales Tax	-	-
	Excise Duty	-	-
	Customs Duty	-	-
	Entry Tax and Road Tax	-	-
	Income Tax and Wealth Tax	-	-
	Royalty	-	-
	(b) Guarantees	-	-
B.	Commitments		
	(a) Estimated amount of contracts remaining to be executed on capital account and not provided:	-	-
29	Earnings and Expenditure in Foreign Exchange:		
	Earnings		
	Export Sales	-	-
	Expenditures		
	Raw Materials Imports	-	-
	Stitching & Packing materials	-	-
	Plant & Machinery	-	-
	Foreign Travel	-	-
	Commission	-	-
30	Earning per Share (EPS)		
	Profit/ (Loss) for the period	111.52	98.97
	Weighted average number of shares used in the calculation of EPS:	500,000.00	500,000.00
	Weighted average number of Basic Equity Shares outstanding	500,000.00	500,000.00
	Shares deemed to be issued for no consideration in respect of Employee Stock Options	-	-
	Weighted average number of Diluted Equity Shares outstanding	500,000.00	500,000.00
	Face value of per share (Rs)	10.00	-
	Basic EPS (Rs)	22.30	19.79
	Diluted EPS (Rs)	22.30	19.79

		Year ended	
		31/03/2024	31/03/2023
		Transaction	Transaction
31	Related Party Disclosures		
	Key Management Personnel		
	Remuneration		
	A Sekar Mugundhan	13.00	13.00
	B Packirisamy Ishwarya	13.00	13.00
	Loan from Directors		
	A Sekar Mugundhan	-	-
	B Packirisamy Ishwarya	-	-
	Enterprises of Key management personnel And their relatives		
	Purchases / sales (during the year)	-	-
	Purchases / sales (Outstanding balances)	Balances	Balances
		-	-

As per our report of even date
for M S Pandian & Co.,
Chartered Accountants

M.S.Pandian
Proprietor
M No.:029177
UDIN : 23029177BGVZRN1551
Place : Chennai
Date : 07/09/2024



On behalf of Board of Cloud Interiors Private Limited

Sekar Mugundhan
Director
DIN: 06948898


Packirisamy Ishwarya
Director
DIN: 07935126

M.S. PANDIAN, M.Com., F.C.A., D.I.S.A., (ICA)
CHARTERED ACCOUNTANTS
M.No.029177
New No. 112/1, NSK Lane, Arcot Road,
Virugambakkam, Chennai - 600 092.
Cell : 9962515172, 9962091112

CLOUD INTERIORS PRIVATE LIMITED

DEPRECIATION AS PER INCOME TAX ACT

S.no	Name of the Asset	Opening Balance as on 01.04.2023		Additions		Deletions		Loss on sale of assets	Gross Block	Rate	Depreciation	Closing Balance as on 31.03.2024	
		before september	after september	before september	after september	before september	after september					as on 31.03.2024	as on 31.03.2024
1	Computer Software	39,778.20	259,322.10	-	-	-	-	-	299,100.30	10%	16,943.93	282,156.38	282,156.38
2	Furniture & Electrical Fitting	3,562.20	247,511.50	-	-	-	-	-	251,073.70	10%	12,731.80	238,341.91	238,341.91
3	Tools & Equipments	14,011.40	-	-	-	-	-	-	14,011.40	15%	2,101.71	11,909.69	11,909.69
4	2kva Stabilizer	6,536.50	-	-	-	-	-	-	6,536.50	15%	980.48	5,556.03	5,556.03
5	45KVA Servo Stabilizer	43,066.10	-	-	-	-	-	-	43,066.10	15%	6,459.92	36,606.19	36,606.19
6	AKRON 1130 J SINGLE -SIDED	1,633,691.50	-	-	-	-	-	-	1,633,691.50	15%	245,053.73	1,388,637.78	1,388,637.78
7	Canon IR 2006N Printer	67,998.30	-	-	-	-	-	-	67,998.30	15%	10,199.75	57,798.56	57,798.56
8	CHAIR FOR OFFICE	3,600.60	-	-	-	-	-	-	3,600.60	15%	540.09	3,060.51	3,060.51
9	Daikin Ac 1.5 Ton	25,564.60	-	-	-	-	-	-	25,564.60	15%	3,834.69	21,729.91	21,729.91
10	Komter Make Refrigerant Dryer	18,157.70	-	-	-	-	-	-	18,157.70	15%	2,723.66	15,434.05	15,434.05
11	Mobile for Office	17,698.54	9,417.80	-	-	-	-	-	27,116.34	15%	4,067.45	23,048.89	23,048.89
12	Opti Drill 2.3 Triple Head Multi Boring	594,932.85	-	-	-	-	-	-	594,932.85	15%	89,239.93	505,692.92	505,692.92
13	Samsung Galaxy F12 Mobile	6,876.10	-	-	-	-	-	-	6,876.10	15%	1,031.42	5,844.69	5,844.69
14	Tally Software Renewal	3,045.55	-	-	-	-	-	-	3,045.55	15%	456.83	2,588.72	2,588.72
15	A Type Ladders	55,207.50	-	-	-	-	-	-	55,207.50	15%	8,281.13	46,926.38	46,926.38
16	Battery Actuated Tool BX 2-L A22 Case	156,657.06	-	-	-	-	-	-	156,657.06	15%	23,498.56	133,158.50	133,158.50
17	Dell PC	39,152.40	-	-	-	-	-	-	39,152.40	40%	15,660.96	23,491.44	23,491.44
18	GLM 400 Laser Measuring	3,457.80	-	-	-	-	-	-	3,457.80	15%	518.67	2,939.13	2,939.13
19	Innova Crysta 2.42 - Car	1,896,134.89	-	-	-	-	-	-	1,896,134.89	15%	284,420.23	1,611,714.66	1,611,714.66
20	J50 Ton Cold Press	361,250.00	-	-	-	-	-	-	361,250.00	15%	54,187.50	307,062.50	307,062.50
21	Wheel Barrow	24,140.00	-	-	-	-	-	-	24,140.00	15%	3,621.00	20,519.00	20,519.00
22	Cloud - New Office Work	-	7,369,689.36	-	-	-	-	-	7,369,689.36	10%	368,484.47	7,001,204.89	7,001,204.89
23	Car	-	1,300,000.00	-	-	-	-	-	1,300,000.00	15%	97,500.00	1,202,500.00	1,202,500.00
24	Electrical Fitting	-	38,000.00	-	-	-	-	-	38,000.00	15%	2,850.00	35,150.00	35,150.00
	TOTAL	5,014,519.79	9,214,522.96	-	-	-	-	-	14,238,460.55		1,255,387.87	12,983,072.68	12,983,072.68





CLOUD INTERIORS PRIVATE LIMITED
DEPRECIATION STATEMENT SCHEDULE VI OF COMPANIES ACT, 2013

Asset	Date of Purchase of New / Existing Asset	Original Cost	WDV as on	Addition	Deletion / Sold	Estimated useful life as per schedule II (in years)	Balance days of Assets per Remaining life as on	Days used in year	Rate of Dep.	Dep. Amount	Net block
			31-03-23				31-03-23				31-03-24
Computer Software	6-Aug-19	-	30,996.00			6	857	365	42.59%	13,201.00	17,795.00
Computer Software	26-Dec-23	-	-	172,891.00		3	1095	96	8.77%	3,986.00	168,895.00
Computer Software	5-Feb-24	-	-	86,441.00		3	1095	55	5.02%	654.00	85,787.00
Furniture & Electrical Fitting	25-Apr-16		2,985.00			10	1119	365	32.62%	974.00	2,011.00
Furniture & Electrical Fitting	19-Oct-23		-	155,863.00		10	3650	164	4.49%	3,147.00	152,716.00
Furniture & Electrical Fitting	31-Jan-24		-	91,649.00		10	3650	60	1.64%	248.00	91,401.00
Electrical Fitting	3-Nov-23		-	38,000.00		10	3650	149	4.08%	633.00	37,367.00
Tools & Equipments	15-Oct-13		5,760.00			10	196	196	100.00%	5,760.00	-
2kva Stabilizer	24-Mar-22		6,920.00			10	3278	365	11.13%	771.00	6,149.00
45KVA Servo Stabilizer	11-May-21		45,106.00			10	2961	365	12.33%	5,560.00	39,546.00
AKRON 1130 I SINGLE-SIDED	5-Jul-21		1,787,237.00			15	4841	365	7.54%	134,753.00	1,652,484.00
Canon IR 206N Printer	24-Mar-22		74,658.00			15	5103	365	7.15%	5,340.00	69,318.00
CHAIR FOR OFFICE	29-Apr-21		3,198.00			5	1124	365	32.47%	1,038.00	2,160.00
Dalikin Ac 1.5 Ton	24-Mar-22		25,768.00			7	2183	365	16.72%	4,308.00	21,460.00
Komter Make Refrigerant Dryer	7-Jul-21		11,945.00			3	463	365	78.83%	9,417.00	2,528.00
Mobile for Office	27-Apr-21		17,393.81			7	1852	365	19.71%	3,428.00	13,965.81
Mobile for Office	26-Apr-23		-	9,418.00		3	1095	340	31.05%	2,724.00	6,694.00
Opti Drill 2.3 Triple Head Multi	16-Mar-22		653,131.00			15	5095	365	7.16%	46,790.00	606,341.00
Samsung Galaxy F12 Mobile	17-Mar-22		6,927.53			7	2176	365	16.77%	1,162.00	5,765.53
Tally Software Renewal	15-Feb-22		2,339.00			3	686	365	53.21%	1,245.00	1,094.00
A Type Ladders	20-Feb-23		64,802.00			5	1786	365	13.243%	13,243.00	51,559.00
Battery Actuated Tool BX2-LA	26-Dec-22		180,140.42			3	1000	365	36.50%	65,751.00	114,389.42
Dell PC	12-Apr-22		53,047.00			5	1472	365	24.80%	13,154.00	39,893.00
GLM 400 Laser Measuring	29-Jun-22		3,298.00			3	820	365	44.51%	1,468.00	1,830.00
Innova Crysta 2.4Z - Car	23-Jul-22		2,160,419.93			15	5224	365	6.99%	150,948.00	2,009,471.93
J50 Ton Cold Press	21-Oct-22		408,462.00			5	1664	365	21.94%	89,597.00	318,865.00
Wheel Barrow	20-Jul-22		23,816.00			3	841	365	43.40%	10,336.00	13,480.00
Car	25-Mar-24		-	1,300,000.00		5	1825	6	0.33%	70.00	1,299,930.00
Material New Office	11-Aug-23		-	21,964.00		5	1825	233	12.77%	1,790.00	20,174.00
Material New Office	14-Aug-23		-	45,331.00		5	1825	230	12.60%	3,600.00	41,731.00
Material New Office	16-Aug-23		-	90,763.00		5	1825	228	12.49%	7,083.00	83,680.00
Material New Office	18-Aug-23		-	53,197.00		5	1825	226	12.38%	4,079.00	49,118.00
Material New Office	2-Sep-23		-	32,568.00		5	1825	211	11.56%	2,177.00	30,391.00
Material New Office	8-Sep-23		-	95,805.00		5	1825	205	11.23%	6,044.00	89,761.00
Material New Office	9-Sep-23		-	32,700.00		5	1825	204	11.18%	2,043.00	30,657.00
Material New Office	12-Sep-23		-	193,301.00		5	1825	201	11.01%	11,724.00	181,577.00
Material New Office	15-Sep-23		-	22,691.00		5	1825	198	10.85%	1,335.00	21,356.00
Material New Office	25-Sep-23		-	73,979.00		5	1825	188	10.30%	3,925.00	70,054.00
Material New Office	27-Sep-23		-	75,365.00		5	1825	186	10.19%	3,914.00	71,451.00
Material New Office	28-Sep-23		-	72,242.00		5	1825	185	10.14%	3,712.00	68,530.00
Material New Office	28-Sep-23		-	265,854.00		5	1825	185	10.14%	13,659.00	252,195.00
Material New Office	30-Sep-23		-	55,201.00		5	1825	183	10.03%	2,775.00	52,426.00
Material New Office	6-Oct-23		-	68,800.00		5	1825	177	9.70%	3,236.00	65,564.00
Material New Office	7-Oct-23		-	90,763.00		5	1825	176	9.64%	4,221.00	86,542.00
Material New Office	14-Oct-23		-	27,300.00		5	1825	169	9.26%	1,171.00	26,129.00
Material New Office	21-Oct-23		-	53,008.00		5	1825	162	8.88%	2,088.00	50,920.00
Material New Office	22-Oct-23		-	26,250.00		5	1825	161	8.82%	1,021.00	25,229.00

Material New Office	20-Jan-24					26,705.00				5		1825	71	3.89%		202.00	26,503.00
Material New Office	22-Jan-24					37,239.00				5		1825	69	3.78%		266.00	36,973.00
Material New Office	22-Jan-24					34,570.00				5		1825	69	3.78%		247.00	34,323.00
Material New Office	26-Jan-24					33,547.00				5		1825	65	3.56%		213.00	33,334.00
Material New Office	27-Jan-24					173,204.00				5		1825	64	3.51%		1,065.00	172,139.00
Material New Office	29-Jan-24					19,152.00				5		1825	62	3.40%		111.00	19,041.00
Material New Office	3-Feb-24					46,285.00				5		1825	57	3.12%		226.00	46,059.00
Material New Office	5-Feb-24					191,248.00				5		1825	55	3.01%		868.00	190,380.00
Material New Office	10-Feb-24					151,130.00				5		1825	50	2.74%		567.00	150,563.00
Material New Office	20-Feb-24					87,300.00				5		1825	40	2.19%		210.00	87,090.00
Material New Office	26-Feb-24					28,453.00				5		1825	34	1.86%		49.00	28,404.00
Material New Office	27-Feb-24					46,480.00				5		1825	33	1.81%		76.00	46,404.00
Material New Office	27-Feb-24					33,480.00				5		1825	33	1.81%		55.00	33,425.00
Material New Office	27-Feb-24					19,169.00				5		1825	33	1.81%		31.00	19,138.00
Material New Office	28-Feb-24					35,890.00				5		1825	32	1.75%		55.00	35,835.00
Material New Office	28-Feb-24					43,149.00				5		1825	32	1.75%		66.00	43,083.00
Material New Office	29-Feb-24					12,617.00				5		1825	31	1.70%		18.00	12,599.00
Material New Office	4-Mar-24					4,339.00				5		1825	27	1.48%		5.00	4,334.00
Material New Office	14-Mar-24					417,302.00				5		1825	17	0.93%		181.00	417,121.00
Material New Office	18-Mar-24					114,933.00				5		1825	13	0.71%		29.00	114,904.00
TOTAL						5,568,349.69										750,368.00	14,041,921.45

